



District Report Card: 2017


State: Maharashtra	District: Wardha
Class: 3	Subject: Mathematics
Schools: 61	Students: 1008


Participation/Coverage


Students

GENDER 	Boys		Girls	
	Number	%	Number	%
	531	52.68	477	47.32

AREA 	Rural		Urban	
	Number	%	Number	%
	752	74.60	256	25.40

CATEGORY 	SC		ST		OBC		GEN	
	Number	%	Number	%	Number	%	Number	%
	142	14.09	153	15.18	556	55.16	157	15.58

CWSN 	LD	VI	HI	S&LD	ID	Oth
	3	1	5	1	1	5

Management 	Government		Government-aided	
	Number	%	Number	%
	689	68.35	319	31.65

Average Performance of Students in Mathematics (%)

Overall	Gender		Area		Management		Social Group			
	Male	Female	Rural	Urban	Govt.	Aided	SC	ST	OBC	GEN
53.65	52.62	54.80	53.08	55.34	52.78	55.53	55.26	48.93	54.29	54.52

Performance on Learning Outcomes (LOs)

Learning Outcomes	Description	Average Performance(%)
M301	Reads and writes numbers up to 999 using place value	48.80
M302	Compares numbers up to 999 based on their place values	63.39
M303	Solves simple daily life problems using addition and subtraction of three digit numbers with and without regrouping	41.12
M304	Constructs and uses the multiplication facts (up till 10) in daily life situations	53.13
M305	Analyses and applies an appropriate number operation in the situation/ context	49.11
M306	Explains the meaning of division facts by equal grouping/sharing and finds it by repeated subtraction	45.34
M309	Identifies and makes 2D-shapes by paper folding, paper cutting on the dot grid, using straight lines etc.	79.54
M311	Fills a given region leaving no gaps using a tile of a given shape	47.90
M312	Estimates and measures length and distance using standard units like centimeters or meters & identifies relationships	35.50
M317	Reads the time correctly to the hour using a clock/watch	60.02
M318	Extends patterns in simple shapes and numbers	50.05
M319	Records data using tally marks, represents pictorially and draws conclusions	67.86

Range of Performance of Students who Answered Correctly							
Below 30%		30% - 50%		50% - 75%		Above 75%	
Number	%	Number	%	Number	%	Number	%
170	16.87	307	30.46	332	32.94	199	19.74

Lowest Performing Learning Outcomes (LOs)

- 1 - Estimates and measures length and distance using standard units like centimeters or meters & identifies relationships (35.50)
- 2 - Solves simple daily life problems using addition and subtraction of three digit numbers with and without regrouping (41.12)
- 3 - Explains the meaning of division facts by equal grouping/sharing and finds it by repeated subtraction (45.34)
- 4 - Fills a given region leaving no gaps using a tile of a given shape (47.90)
- 5 - Reads and writes numbers up to 999 using place value (48.80)